



THE ZODIAC CENTER CONSOLE

A singular model with a sporty chic look, designed to protect your users while optimizing your comfort during your adventures! The largest boat ever built by Zodiac, the X10CC is THE boat for long, sunny days on the water. Its generous deck space makes it easy to move around its center console, whatever the number of passengers, up to 20. Its other assets? A double saloon that can be converted into a double sundeck, seating for between 10 and 13, a fully equipped galley, numerous easily accessible storage lockers and top-of-the-range features (folding seats, tinted portholes, stitched upholstery, painted stainless steel, etc.). For those who don't want to go back to port, there's a cabin with a comfortable berth and bathroom... **With a 2 X 400 HP Mercury engine, our tests have shown that it consumes just 3L / nautical mile or 0,79 Gal/nautical mile. It can reach a top speed of 60 knots with 7 people on board. This weight/power ratio means it consumes 30% less fuel than a rigid boat of the same size. Its 760-liter/200 Gal fuel tank gives it a range of around 250 nautical miles.**

TECHNICAL FEATURES

MAXIMAL LENGHT ISO Lmax (wihtout engine) (m-ft)	9.99 - 32'9"	SCHAFT	XL
INSIDE LENGTH (m-ft)	9.52 - 31'2"	MAXIMUM ALLOWED POWER (HP)	2 x 450
OVERALL BEAM (m-ft)	3.80 - 12'6"	RECOMMENDED POWER (HP)	2 x 400
INSIDE BEAM (m-ft)	2.87 - 9'4"	MAX SPEED (KNOTS)	57
TUBE DIAMETER (m-ft)	0.34 - 1'1"	BI-MOTORIZATION POSSIBLE	2 x 225 Minimum
BARE BOAT WEIGHT (Kg - Lbs)	3 500 - 7716	MAX. ALLOWED ENGINE WEIGHT (Kg-Lbs)	890
NUMBER OF PASSENGERS (CAT. B-C)	9 - 20	DESIGN CATEGORY	B - C
AIRTIGHT TUBE COMPARTMENTS	7	TANK (L - Gal)	760 - 200

VERSIONS X10CC

X10 CC - NEO Carbon Tube - White Gel Coat



STANDARD EQUIPMENT

BOW: Bow roller + Zodiac logo, Electric windlass, Navigation Lights x2, Cleats x2, Cup holders x2, Bow Handrails x2, Bow sunbathing area, Bench seat for 2 people + backrests .

BOLSTER / CONSOLE / KITCHEN: Windshield, Windshield wiper, Cooler or storage space, Cup Holders x4, Sink, Cleats x2, 3-seater Bolster, Tip-up seats.

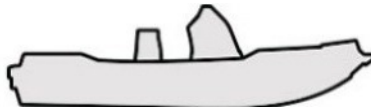
REAR: Hand shower.

Backseat.

CABIN: Bed kit, Sliding door, Electrical panel, 3 Windows (2 can be opened) , Mattress , Storages, Bathroom (Washbasin + Toilet + Mirror) , Spotlights.

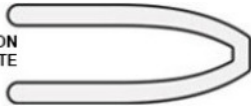
HULLS

WHITE
GEL COAT



TUBES

NEO CARBON
WHITE



NEO
MILITARY GREY
+ ORANGE LOGO



NEO CARBON
BLACK




UPHOLSTERIES

TAN



HUNTER



SHADOW



CONFIGURATIONS

TUBES

Tube NEO Carbon White X10CC - Black Logo
 Tube NEO Carbon Black X10CC - White Logo
 Tube NEO Carbon Military Grey X10CC - Orange Logo

HULLS

White Gel Coat Hull X10 CC

UPHOLSTERY

Upholstery HUNTER X10CC - Green / Dark green
 Upholstery SHADOW X10CC - Grey and orange
 Upholstery TAN X10CC - Beige, Dark Beige and Brown

OPTIONS & ACCESSORIES

VERSIONS X10CC

X10 CC - NEO Carbon Tube - White Gel Coat

BLACK PACKAGE X10 CC BLACK FINITION

Black handrails x2 + X sticker + Black Ski mast

ENGINES X10CC

Pre rig + joystick + Mercury 2x300 HP
 Pre rig + joystick + Mercury 2x400 HP

FACTORY FITTED - X10CC

Audio System Fusion (6 Speakers on Deck 7,7" + 2 Speakers 4" in cabin + subwoofer 10")
 Bimini x2 (Rear & Bow + 6 carbon masts)
 Bow sundeck + table + backrests
 Bow thruster
 Courtesy light deck and cabin (courtesy lights, ambient lights, 2x reading lights)
 EVA deck on Floor and Bulwark
 Fridge only
 GPS Garmin 12" x2 + Tranceducer
 Hard-Top
 Hard-Top Lights + ambient lights
 Kitchen pack (4 drawers + fridge)
 Livewell package
 Platforms x2 + doors x2

Radar + VHF

Rear sundeck + table
 Rod holders in the bulwark + on the Hard-Top
 Search light
 Shore Power EMEA
 Ski mast with rod holders
 Underwater spotlights x2

PRE-RIGGING KIT

Mercury V10 Pre rig + joystick
 Mercury V8 Pre rig + joystick
 Suzuki 2 x 350 CV + joystick
 Yamaha V8/V6 Pre rig + joystick